

Routine No.2
for wind duo

O.M.296 / 2009

Instructions

Each pattern is built around a *keytone*, which must be chosen individually, for each pattern (the *keytone* is represented by the note that stands **on** the line; it can be any note, black or white).

An **8**, below or above a note, indicates that this note must be played by an octave lower resp. higher.

Numerized patterns serve as *joints*; when realizing one player has entered a *joint*, follow with a little delay; he who is 1st to enter, must wait for the other to join (not numerized patterns must be played in free succession).

Joints must always be played in tempo unisono, and repeated literally (not transposed).

The number of repetitions of each pattern is indeterminate; tempo must always be stabilized during repetitions (*non-rubato*); keytone may be transposed (by any, but a *min.* or *may.* 2nd interval) after at least 4 repetitions.

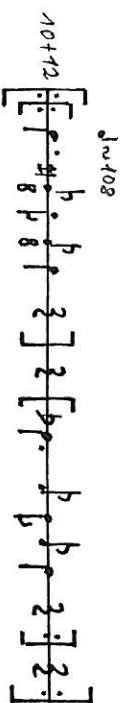
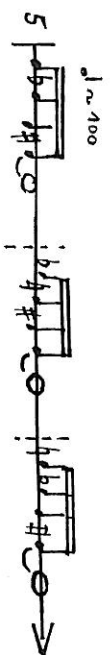
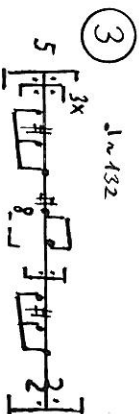
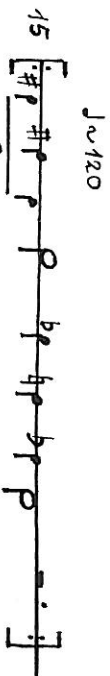
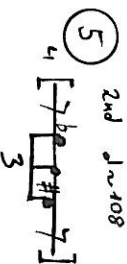
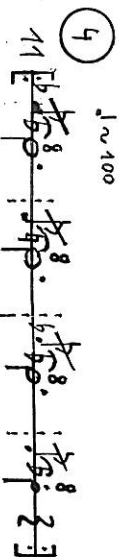
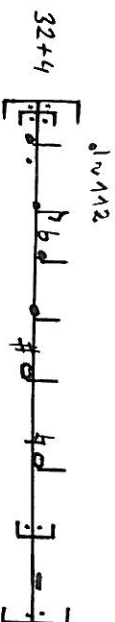
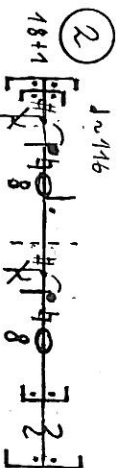
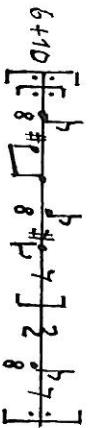
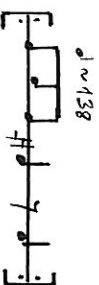
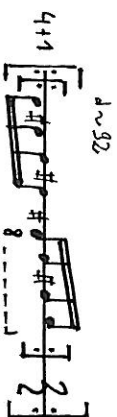
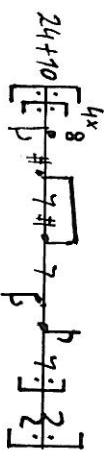
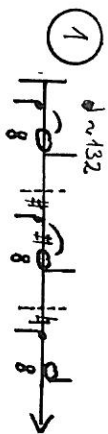
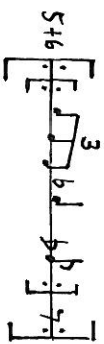
When there is an arrow at the end of a notation line: proceed according to the principle revealed in the notation (all the way up; do not repeat).

Coordinate pauses between patterns: one player should always be playing. Do not pause between repetitions of the same Pattern.

Tempo indications must not be taken literally. *Go with your own flow* (neither hasten nor inhibit); where not indicated, tempo is indeterminate.

Start the piece with any not numerized pattern; enter one by one.

Nikolaus Gerszewski, 17.12.2009



Trompet

$\text{J} \sim 120$
8 [E: b] 8 8 8 8 8 8 2 2]

$\text{J} \sim 104$
8+7 [E: b] 8 8 8 8 8 8 8 8 2 2]

$\text{J} \sim 120$
7 [E: b] 8 8 8 8 8 8 8 8]

① $\text{J} \sim 132$
P 8 8 8 8 8 8 8 8]

$\text{J} \sim 112$
6+8 [E: b] 8 8 8 8 8 8 8 8 2 2]

8 [E: b] 8 8 8 8 8 8 8 8]

$\text{J} \sim 92$
P 8 8 8 8 8 8 8 8]

$\text{J} \sim 116$
7+5 [E: b] 8 8 8 8 8 8 8 8]

④ $\text{J} \sim 100$
5+4+4 [E: b] 8 8 8 8 8 8 8 8]

$\text{J} \sim 138$
6+7 [E: b] 8 8 8 8 8 8 8 8]

[E: b] 8 8 8 8 8 8 8 8]

8+10 [E: b] 8 8 8 8 8 8 8 8]

③ $\text{J} \sim 132$
8 [E: b] 8 8 8 8 8 8 8 8]

② $\text{J} \sim 116$
15+3 [E: b] 8 8 8 8 8 8 8 8]

$\text{J} \sim 108$
8+10 [E: b] 8 8 8 8 8 8 8 8]

⑤ 1st $\text{J} \sim 108$
5 [E: b] 8 8 8 8 8 8 8 8]

$\text{J} \sim 112$
6+7 [E: b] 8 8 8 8 8 8 8 8]

18+2 [E: b] 8 8 8 8 8 8 8 8]

8 [E: b] 8 8 8 8 8 8 8 8]

9 [E: b] 8 8 8 8 8 8 8 8]

$\text{J} \sim 120$
7 [E: b] 8 8 8 8 8 8 8 8]

⑥ $\text{J} \sim 96$
5+6 [E: b] 8 8 8 8 8 8 8 8]