

# Ordinary Music Vol.19b, for Handdrum

(solo or accompaniment)



*Nikolaus Gerszewski, 2009*

## Instructions

---

Each **rythmical circle** on the score (left side) is divided in **sections** (bars) of **5, 4** or **3 units** (main beats). **Accent** is currently on 1<sup>st</sup> beat. Each *circle* must be repeated, at most four times (during the performance as a whole, each *circle* can be played several times (depending on the duration of the current performance)).

*Circles* can be combined.

e.g.: **3x{4x(5|5|4)+2x(3|3|5)}**

When performed as a **solo** piece, *circles* should be played in sequence, without an interruption (within a *movement* make no pauses). Short interruptions, within a *circle*, can be made by leaving out singular *units* or even an entire *section*.

When performed as **accompaniment**, player may pause anytime between circles (not between repetitions of the same circle).

**Framed Circles** are played **unisono** with other instruments. The first player to enter a frame, keeps repeating the *circle* until other players have joined. When noticing that any player has entered a *frame*, finish what you are currently playing without hesitation, then join the frame. After playing *unisono* for a while, individually spread out again. (When performed as a solo piece, *frames* are insignificant.)

**Signs** on the score (right side) refer to individual *shaping* of *circles*, in terms of dynamics, density, timbre and tempo. Signs can be combined. For each *circle* currently make an individual choice of signs. Do not change signs within a *circle* (except when playing "**individual strokes**" / when repeating a *circle*, you may currently change signs).

**Framed signs** should be played **unisono** with other instruments (here apply the same instructions as for framed circles).

Hamburg, 13.5.2009

## Signs

---



- two fingers



- four fingers



- sticks (use chopsticks)



- mallets



- very light sticks (e.g. stalks)



- one hand play



- different beaters (each hand)



- dif. positions (...)



- Brush (bristles /create continuous white noise)



- resonant



- non-resonant




- stretch (with thumb / one hand play)




- centre


 - border


 - edge


 - **quintuplet** (play 5-beat sections in 4/4 metre)


 - **triplet** (play 3-beat sections in 4/4 metre)


 - double speed


 - half speed

 - leave out every 2nd beat (eg.: 1-3-5|-2-4|-2-...)

 - 1st beat (play currently only 1st beat of section)

 - **individual beats** (change sign for every beat)

 - **roll**

 - **fill-ins** (play lots of surplus strokes)

5|5|4

4|3

5|4

5|4|3|5

5|5|5|4

5|4|4|3

5|3|5|5

5|4|4

3|3|5

4|4|5

3|3|3|4

3|4|5|4



*pp*



*ppp*



*fp*

*f*



$\bar{x}$



*mp*

